

## IT DALI 15/220-240/350 CS

ICUTRONIC DALI CS | Constant Current Compact – Dimmable

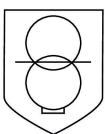


### Product family features

- Supply voltage: 220...240 V
- Line voltage: 198...264 V
- Line frequency: 0 Hz | 50 Hz | 60 Hz
- Lifetime: up to 50,000 h (temperature at max.  $t_c$ )
- Type of protection: IP20

### Product family benefits

- Safety ensured by OSRAM (SELV)
- DALI-2 certified
- High flexibility due to eight different output currents
- Touch DIM application: easy to control via pushbutton or sensor
- Easy to use in corridors and restrooms because of three-level Corridor function
- Higher quality of light thanks to low output ripple current
- Small housing for flexible luminaire designs
- Housing from 80% recycled plastic



Specifications are subject to changes without notice.

[www.inventronicsglobal.com](http://www.inventronicsglobal.com)

© 2024, Inventronics GmbH. All rights reserved. Inventronics is a licensee of the OSRAM brand. OSRAM is a trademark of ams OSRAM

[support@inventronicsglobal.com](mailto:support@inventronicsglobal.com)

### Areas of application

- Offices
- Shops
- Hospitality
- Panels, spotlight, downlight, and other indoor LED luminaires
- Suitable for indoor SELV equivalent installations
- Suitable for luminaires of protection classes I and II
- Installation in emergency lighting systems according to IEC 61347-2-3, appendix J

## Technical data

### Electrical data

Device power loss	2.7 W <sup>1)</sup>
Nominal output voltage	9...42 V <sup>2)</sup>
Input voltage DC	176...276 V
Nominal output current	100 mA / 120 mA / 150 mA / 180 mA / 200 mA / 250 mA / 300 mA / 350 mA <sup>3)</sup>
Inrush current	18 A <sup>4)</sup>
Max. ECG no. on circuit breaker 10 A (B)	46
Max. ECG no. on circuit breaker 16 A (B)	74
Nominal output power	0.9...14.7 W
Input voltage AC	198...264 V <sup>5)</sup>
Power factor $\lambda$	0.57C...0.98
U-OUT (working voltage)	60 V
Surge capability (L-N)	1 kV
Surge capability (L/N-Ground)	2 kV
Mains frequency	0/50/60 Hz
Protective conductor current	<0.7 mA
Nominal input voltage	220...240 V
Total harmonic distortion	< 10 % <sup>6)</sup>
Output current tolerance	±5 %
Maximum output power	14.7 W
Output ripple current (100 Hz)	< 5 % <sup>7)</sup>
Current set	DipSwitch
Networked standby power	<0.50 W <sup>8)</sup>

1) Maximum / Full load, 230 Vac, 50Hz / 60Hz

2) Maximum 60 V

3) Default current 350 mA

4)  $t_{width} = 100 \mu s$  (measured at 50 %  $I_{peak}$ )

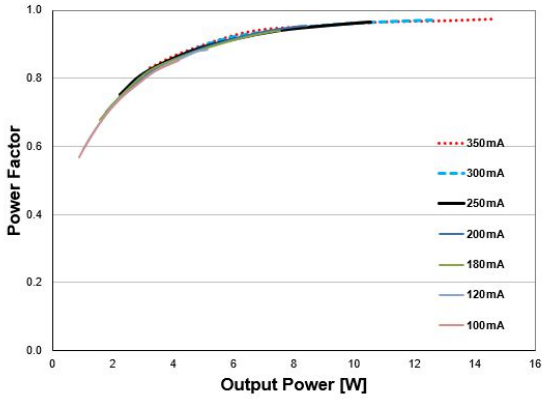
5) Permitted voltage range

6) At full load, 220...240 V, 50 Hz / see graphs

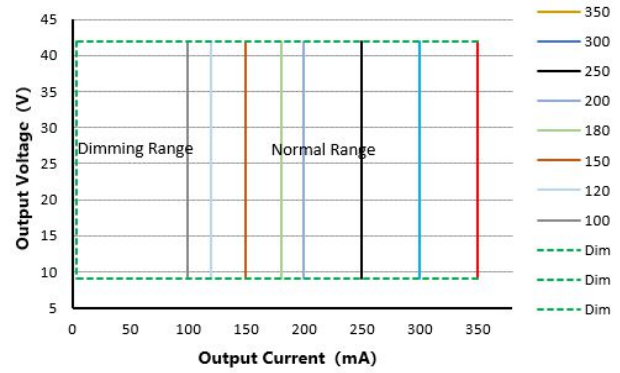
7) Ripple average at 100 Hz

8) at 230 V, 50 Hz

## Typical Power Factor v Load

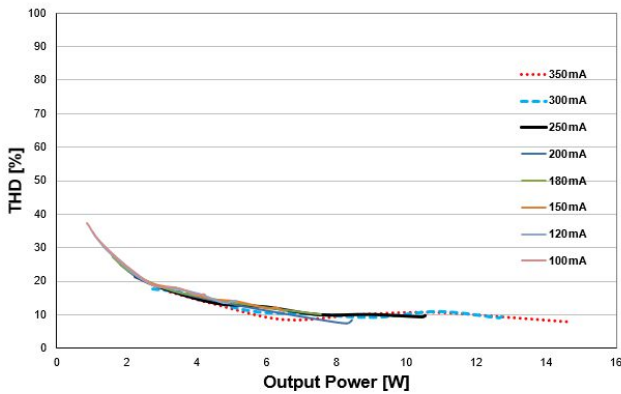


## Operating Window



## Typical Power Factor vs load of IT DALI 15

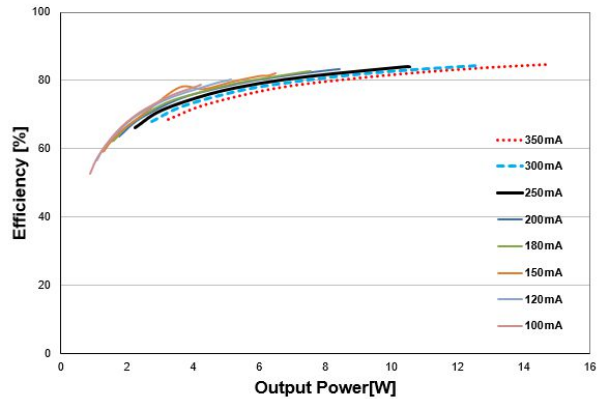
### Typical THD v Load



## Typical THD vs load of IT DALI 15

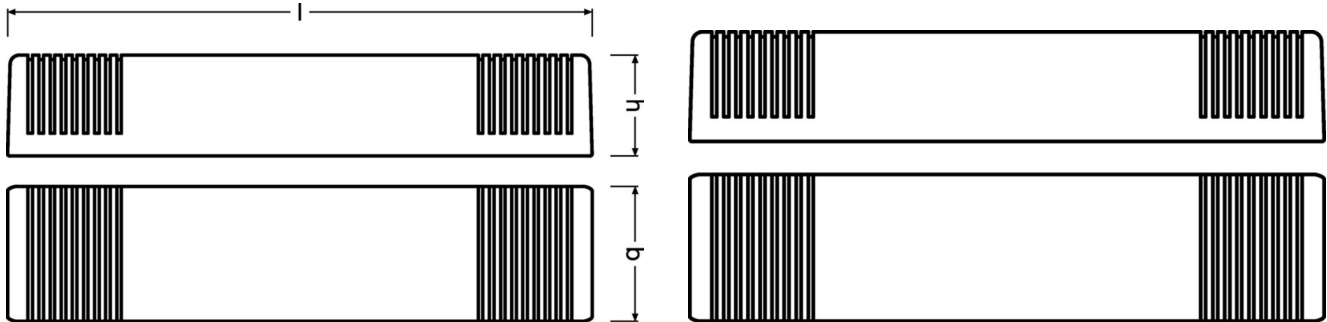
## Typical Operating Window of IT DALI 15

### Typical Efficiency v Load 230 V 50 Hz



## Typical Efficiency vs load of IT DALI 15

## Dimensions & weight



Product weight	68.50 g
Mounting hole spacing, length	116.0 mm
Wire preparation length, output side	7...8 mm
Wire preparation length, input side	7...8 mm
Cable/wire length, output side	2000 mm
Cable cross-section, output side	0.75...1.5 mm <sup>2 1)</sup>
Cable cross-section, input side	0.75...1.5 mm <sup>2 1)</sup>
Length	130.0 mm
Height	22.2 mm

1) Solid or flexible leads

## Colors & materials

Product color	White
Casing material	80% recycled plastic

## Temperatures & operating conditions

Max.housing temperature in case of fault	110 °C
Maximum temperature at tc test point	80 °C <sup>1)</sup>
Ambient temperature range	-20...+50 / -20...+45 °C
Temperature range at storage	-40...+85 °C
Permitted rel. humidity during operation	5...85 % <sup>2)</sup>

1) Maximum at the Tc-point

2) Maximum 56 days/year at 85 %

## Lifespan

<b>ECG lifetime</b>	50000 h <sup>1)</sup>
---------------------	-----------------------

1) At maximum  $T_c = 80^\circ\text{C}$  / 10% failure rate

## Additional product data

<b>Encapsulated</b>	No
<b>Predecessor EAN</b>	4062172306218

## Capabilities

<b>Max. cable length to lamp/LED module</b>	2.0 m <sup>1)</sup>
<b>Dimming range</b>	1...100 % <sup>2)</sup>
<b>Dimming method</b>	Amplitude Modulation
<b>Dimming interface</b>	DALI-2 / Touch DIM / Corridor
<b>Suitable for through-wiring</b>	No
<b>Suitable for emergency lighting</b>	Yes
<b>Short-circuit protection</b>	Automatic reversible
<b>Overload protection</b>	Automatic reversible
<b>Overheating protection</b>	Automatic reversible
<b>Dimmable</b>	Yes
<b>Suitable for fixtures with prot. class</b>	I / II
<b>No-load proof</b>	Yes
<b>Type of connection, input side</b>	Push terminal
<b>Type of connection, output side</b>	Push terminal
<b>Constant lumen function</b>	No
<b>Programming interface</b>	Dipswitch

1) Output wires must be routed as close as possible to each other

2) For maximum nominal output current

## Programming

<b>Box programming</b>	No
------------------------	----

## Programmable features

<b>Tuning Factor</b>	No
<b>Driver Guard</b>	No
<b>DALI Settings</b>	Yes
<b>Emergency Mode</b>	Yes
<b>Configuration Lock</b>	Yes
<b>Soft Switch Off</b>	No
<b>Dim to Dark</b>	No
<b>TouchDIM + Sensor</b>	Yes
<b>Corridor Functionality</b>	Yes

## Certificates & standards

<b>Standards</b>	Acc. to IEC 61347-1 / Acc. to IEC 61347-2-13 / Acc. to EN 55015 / Acc. to IEC 61547 / Acc. to IEC 61000-3-2 / Acc. to IEC 62384
<b>Approval marks – approval</b>	CE / ENEC / EL / RCM / UKCA / CCC / KC / BIS
<b>Type of protection</b>	IP20

## Logistical data

<b>Commodity code</b>	85044083900
-----------------------	-------------

## Download Data

File		
Certificates	PDF	▶IT DALI CS ENEC 64142225005703 U6 020623
Certificates	PDF	▶IT DALI 15 CS CCC 2022171002004548 20231121
CAD data 3-dim	Compressed	▶OT FIT PC CAD3PDF 270722
CAD data	Compressed	▶OT FIT PC STEP 270722
Mandatory Publications	PDF	▶IT DALI CS CE 4414207 02 120623
Mandatory Publications	PDF	▶IT DALI CS UK DoC 4414208 01 120623
User instruction	PDF	▶15123662 Ui IT DALI 15 CS_20231121

## Ecodesign regulation information:

Intended for use with LED modules.

The forward voltage of the LED light source shall be within the defined operating window of the control gear in all operating conditions including dimming if applicable.

Separate control gear and light sources must be disposed of at certified disposal companies in accordance with Directive 2012/19/EU (WEEE) in the EU and with Waste Electrical and Electronic Equipment (WEEE) Regulations 2013 in the UK. For this purpose, collection points for recycling centres and take-back systems (CRSO) are available from retailers or private disposal companies, which accept separate control gear and light sources free of charge. In this way, raw materials are conserved and materials are recycled.



## Logistical Data

Product code	Product description	Packaging unit (Pieces/Unit)	Dimensions (length x width x height)	Volume	Gross weight
4062172373883	IT DALI 15/220-240/350 CS	Shipping carton box 20 Pieces	396 x 162 x 67 mm	4.30 dm <sup>3</sup>	165.00 g

The mentioned product code describes the smallest quantity unit which can be ordered. One shipping unit can contain one or more single products. When placing an order, for the quantity please enter single or multiples of a shipping unit

## Data privacy

This OSRAM driver can be configured using the Tuner4TRONIC software. This requires registering on [www.myosram.com](http://www.myosram.com) and downloading the Tuner4TRONIC software from the Internet. The Tuner4TRONIC software enables users to access and view the operational data of a luminaire or driver via the corresponding programming interfaces. A password key (Config Lock) must be set up in the driver via the Tuner4TRONIC software in order to control which users can access and view operational data. Follow the instructions for password setup. To grant an external person or company rights to access or view operational data, you can assign password keys. In this case, however, you are responsible for ensuring that the third party concerned takes notice of the information described here.

However, OSRAM can read out operating data from devices for maintenance and service purposes even when a password key has been assigned. In individual cases, OSRAM will also use its access rights in order to optimize or improve driver hardware and driver functions. In accordance with data privacy principles, any user of operating data (luminaire manufacturers, third parties with access rights) must ensure that personal data (e.g. name, address, location IDs) are only merged with the prior written consent of the person (end user) concerned. The respective user of the operating data is responsible for providing evidence of consent.

## Disclaimer

Subject to change without notice. Errors and omission excepted. Always make sure to use the most recent release.